

# Rough Terrain Scissor Lift

**Snorkel**  
NEW ZEALAND  
[www.snorkel.com.au](http://www.snorkel.com.au)

## SR2770



- 10.28m maximum working height
- Independent articulating rear axles
- Low overall weight
- 580kg platform capacity
- 1.65m wide deck plus 1.2m rollout deck extension provides a large work area
- 4 wheel drive
- Automatic self levelling stabilisers
- Large 350mm ground clearance
- Easy access to hydraulic and electric components through wide opening lockable steel doors
- Reliable Kubota diesel engine with alternative power options including 24V DC battery operation
- Driveable at full height
- 240V optional power outlet at platform
- The SR2770 provides a safe, efficient means of working at height including when the ground is uneven. The SR2770 is a very versatile machine that can be operated on building sites or in warehouses and storage facilities. The operating costs are low and there is a wide range of options and configurations available for this machine.

### Other Snorkel Work Platforms

Snorkel also manufactures a range of other work platforms including narrow rough terrain scissor lifts, slab scissor lifts, vertical masts, trailer boom units, truck mounted boom units, and large telescoping boom machines. Many of these units are available with alternative power sources including 24V DC options.

A catalogue is available showing a wide range of these machines, contact your Sales & Marketing Manager listed on this brochure to obtain a copy.

Truck Mounted Boom



Trailer Mounted Boom



Personal Lift



Self Propelled Boom



**Clint Norgrove**

**Sales & Marketing Manager — North Island**

**Mobile: 021 774 722**

**Email: [clint@snorkel.co.nz](mailto:clint@snorkel.co.nz)**

**Phone / Fax: (06) 858 9543**

**Snorkel**  
NEW ZEALAND

36 Bruce Road, Levin 5510, New Zealand  
Ph: (06) 368 9168, Fax: (06) 368 9164  
Call Free: 0800 SNORKEL - 0800 766 7535

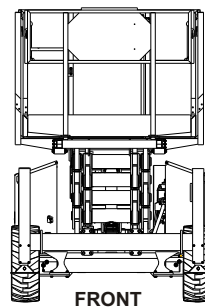
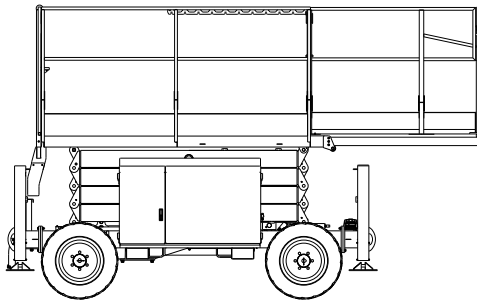
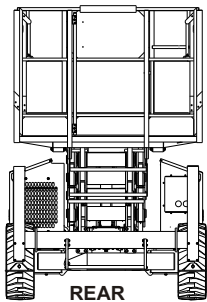
# SR2770 Scissor Lift (Rough Terrain)

## TECHNICAL DATA

Nominal working height	10.28m	33' 9"
Roll out deck size	1200mm	48"
Drive speed (below 2.4m)	0 to 4.5 km/h	0 to 2.8 mph
Drive speed (above 2.4m)	0 to 0.9 km/h	0 to 0.6 mph
Safe working load - Main deck (roll out deck not extended)	580kg	1280lbs
Safe working load - Main deck (roll out deck extended)	460kg	1015lbs
Safe working load - Roll out deck	120kg	265lbs
Platform size	2.73m x 1.65m	8' 11" x 5' 5"
Stowed height	2.5m	8' 2"
Stowed height (handrails folded down)	1.7m	5' 8"
Overall length	3.36m	11' 0"
Overall width	1.7m	5' 8"
Gradeability	35%	
Lift time	26 seconds	
Turning radius (Inner)	2.83m	9' 3"
Turning radius (outer)	4.6m	15' 1"
Maximum wind speed (12.5 m/s)	45 km/h	28 mph
Insulation rating	Nil	
Tyres - Poly filled loader lug	27" x 10.5" x 15"	
Overall weight	2800kg	6272lbs
Ground clearance	350mm	13.8"
Maximum sound level at platform	86db	

## OPTIONS

- No stabilisers
- Non marking tyres
- 110 / 240V power to platform
- RCD / ELCB outlet
- Alternative power options
  - Gasoline engine
  - LPG engine
  - Combination LPG / Gasoline engine
  - Bi-Energy 24V DC / Diesel engine



Danger: Standard models described in this brochure are NON-INSULATED and do not provide electrocution protection from contact with or close proximity to energised conductors which is pointed out on the decals and placards attached to the machine.

Products in this brochure comply with relevant ANSI and Australian Standards. This literature is for illustrative purposes only. Consult Operating/Maintenance and Parts Manuals for proper procedures. Specifications may vary and are subject to change without notice.

**Snorkel**  
NEW ZEALAND  
[www.snorkel.com.au](http://www.snorkel.com.au)